



SYNERGY[™]
AMERICAS
SOLUTIONS
Carpet



CLEANING - DEODORIZING
SANITIZING - PROTECTING

RTU SPOT & PRETREATS

Our RTU Pretreats are designed to serve as both a “grab & go” product for contractors and housekeepers as well as after-service sale product contractors can offer to clients for DIY spotting and stain removal.

REMOVE-IT

Is designed for the treatment of spots and blemishes associated with inorganic soils like adhesive, ink, tar, grease and oil. Ready to Use on areas like tracked kitchen grease, tape residue, pen ink spills and more. This product may precede all other **Synergy Carpet Cleaning Products**, or be used with a spotter-extractor or blotting method.

CONSUME-IT

Is intended for sale to residential customers that have pets, children or other clientele that may cause the spilling, spotting or sprinkling of carpets with organic matter like urine, feces, vomit as well as juice, coffee or wine. This product may precede all other **Synergy Carpet Cleaning Products**, or be used with a spotter-extractor or blotting method.

CONCENTRATED CLEANERS

Our concentrates stand apart from all the other in that we provide superior soil removal without the detergent residue common to traditional carpet cleaning chemistries. When used as directed, you may be assured of great soil transfer, without the resoiling return.

CONSUME

BIO-ENZYMATIC DEODORIZER

Synergy CONSUME™ is concentrated version of **CONSUME-IT™** and intended for professional use. It may be diluted up to 1:8 for use on even heavy animal urine, and contains both benevolent bacteria and FIVE STRAINS and over EIGHT BILLION enzymes to address a broad range of organic soils - making this a stand-alone product in its class.

Synergy CONSUME™ contains no soil-attracting surfactant to cause “wicking” and is especially effective when the odor-causing material is in both the carpet and subfloor. Simply dilute as directed, apply and cover with plastic to keep the carpet damp for one hour, then extract as intended. For additional efficacy, use with our **CONSUME Spotting Tool**.

SOIL BREAK

PRETREAT & DEEP CLEAN

Synergy SOIL BREAK™ is a highly concentrated, multi-application product that may be used as a stand-alone chemistry - that outperforms both encapsulating and dry-clean products, or as a carpet traffic lane pretreat when extracting or bonnet cleaning with **Synergy CAPTURE™**.

This product, diluted at just 1-2oz/gal, and combined with some form of mechanical cleaning action will effectively break free a wide range of soil types from carpet fibers, allowing the combined soil and detergent solution to be fully absorbed, extracted or vacuumed up once dry. For incomparable odor elimination in carpets, add **Synergy SOIL BREAK™** to a 100ppm solution of aqueous ClO₂ using our **ENVIROTAB™ HSC Tablets**.

CAPTURE

EXTRACTION CLEANER

Synergy CAPTURE™ is a highly concentrated, mildly acidic, multi - application product that works equally well in extraction or bonnet cleaning applications. In the former, it is diluted at just 1/2oz per gallon of water and becomes the catalyst that converts the traffic lane cleaner, **Synergy SOIL BREAK™** into carbon dioxide micro-bubbles even further improving the cleaning action.

In any form of bonnet cleaning, the dilution rate is 1oz per gallon and is used to dampen the bonnet ahead of cleaning. The bonnet is flipped when soiled then rinsed in a wringer-pail of clear water, wrung out and recharged with **Synergy CAPTURE™**. This method is surprisingly fast and effective with our dual brush and bonnet drivers.

SANITIZE, DEODORIZE & PROTECT

In this final category of common products, we feature two unique chemistries which may also be applied to carpets (spot testing is always recommended to confirm compatibility). For decades, Chlorine Dioxide has been recognized for its incomparable capacity to neutralize odor-causing bacteria at amazingly low concentration. Now, to this we add a second chemical revolution **CHITOSHIELD™**. This product, derived from the shells of crustaceans, can create a protective, biostatic coating on any hard or soft surface. The details are below.

Is an assortment of tablets (1g, 4g, 10g, 20g, 100g) that when added to water, converts the tablet contents into a precious gas called Chlorine Dioxide. This gaseous molecule is so small that it is relatively harmless to humans (being the same ingredient as found in our white blood cells) and yet destructive to bacteria and other microbes. You see, it is the bad bacteria that causes the rank odors we smell and ClO₂ is the silver bullet against bacteria. Our tablets may be used to create a near-neutral aqueous solution (up to 100ppm) that is mixed with **Synergy SOIL BREAK™** to ensure that bacteria and allergens in your carpet are eliminated during the cleaning process. Look for our mixing chart on page 3.

ENVIROTAB™
FOR CLEANER AIR, WATER & SURFACES





Synergy CHITOSHIELD+™ is our secret weapon to both your sales message and your bottom line in carpet cleaning. This amazing product may be diluted 1:2 (each gallon making 3 gallons), and applied after cleaning to carpets, upholstery, curtains, walls, and all touch surfaces to create a long-lasting biostatic protective coating on each and every fiber and surface. This coating has a strong (+) cationic charge that continually works to stop the metabolism of microbes while making allergens easier to remove with vacuum cleaners and microfiber cloths when housekeeping.





The additional fact that this is a biopolymer (a crystal clear protective coating) also aids in future soil and spill clean-ups. All of this adds up to less odor, fewer living germs and easier home or office maintenance cleaning for your clientele.

CARPET SPOT & PRETREAT GUIDE

COMMON CLEANING PROBLEMS	ISSUE	SOLUTION PRODUCT(S)	PRESCRIPTION
Quick resoiling after cleaning (commonly called 'soiled wicking')	Rapid resoiling generally comes as a result of high pH detergent residue left behind after the last cleaning.	CAPTURE	This problem was caused by careless mixing of traffic lane cleaners, or poor extraction efficiency with moderate pH (8-11) extraction cleaners. Re-extract 2-3 times with Synergy CAPTURE™ to neutralize the pH and eliminate the residue.
Low to Moderate Pet Urine Odor (not 'eye-watering')	New pets require training and monitoring, especially in carpeted spaces. Accidents do happen and are best treated with quick action.	CONSUME CONSUME-IT	For the professional, use a blacklight to establish exactly where the accidents may have occurred, treat the spots liberally with Synergy CONSUME™ , allow 15-30 minutes to dwell, then extract with a portable spotter ahead of Low Moisture Cleaning or Bonnet Cleaning. Otherwise, proceed to extraction. Add a bottle of CONSUME-IT™ to the invoice.
Severe Pet Urine Odor (‘eye-watering’)	Homes and soft substrates like carpeting and upholstery, when animals have been left unattended or abandoned.	CONSUME ENVIRO TAB™ FOR CLEANER AIR, WATER & SURFACES CHITOSHIELD™ BIOSTATIC PROTECTION, NATURALLY	All carpeting must be removed and disposed, with care to wear respirators for protection against harmful airborne bacteria. Once removed, all floor surfaces should be liberally treated with Synergy CONSUME™ and covered with plastic. After 24 hours, remove plastic, wet vac, allow to dry, and treat with a gaseous mixture of ClO₂ ¹ Following this, coat all wall, ceiling and floor surfaces with CHITOSHIELD .
Blood & Body Fluid Clean-up (all instances)	The removal of blood and vomit from carpeting is best accomplished with quick action.	SOIL BREAK CONSUME ENVIRO TAB™ FOR CLEANER AIR, WATER & SURFACES	BLOOD: Prepare a spray solution of Synergy SOIL BREAK™ by adding 1oz to 16-32oz of cold water. Apply to blood, let set 3-5 minutes and blot. Repeat as necessary. VOMIT: Prepare a spray solution of Synergy CONSUME™ by adding 2oz to 16-32oz of warm water. Apply to vomit, let set 15 minutes and extract. AFTER EITHER: Prepare a spray solution of 100ppm of aqueous ClO₂ (1g to 32oz of water). Apply to cleaned spot and let set for 4-5 minutes, then blot.
Ink, Grease & Adhesive	These inorganic blemishes on carpets require a more powerful, pre-treatment ahead of extraction.	REMOVE-IT	For each of these instances, apply Synergy REMOVE-IT™ straight from the bottle, let set for 3 minute, then blot with a clean terry cloth wiper. Repeat as required until gone, follow with a rinse-extraction with Synergy CAPTURE™ .
Smoker's Spaces (tar & nicotine residue)	The excessive stickiness of tobacco residue means that your game needs to be shaken up a bit to protect against the rapid return of odor and soil.	ENVIRO TAB™ FOR CLEANER AIR, WATER & SURFACES SOIL BREAK	Prepare a 100ppm solution of ClO₂ ¹ as directed and allow a full 5 minutes to finish reacting. To this solution, add 2oz/gal of Synergy SOIL BREAK™ , or 32oz/4gal of Synergy REMOVE-IT™ . Agitate with brush action and extract with a warm-hot water solution containing Synergy CAPTURE™ .
Musty, Mildewy Locations (basements & seasonal locations)	Carpet and upholstery that smell of mold and mildew are actually crying out for freedom from microbial contamination.	ENVIRO TAB™ FOR CLEANER AIR, WATER & SURFACES SOIL BREAK	Prepare a 100ppm solution of ClO₂ ¹ as directed and allow a full 5 minutes to finish reacting. To this solution, add 2oz/gal of Synergy SOIL BREAK™ . Agitate with brush action and extract with a warm-hot water solution containing Synergy CAPTURE™ .

¹ Please see the bottom back cover of this document for instructions for mixing our various ENVIRO TAB tablets.

METHOD CLEANING INSTRUCTIONS

TYPE OF CARPET CLEANING EQUIPMENT	PRE-TREATING SPOTS & SPILLS	PRE-TREATING TRAFFIC LANES & HEAVY SOIL	PREPARING THE MACHINE FOR SOIL RECOVERY
Portable Spotter-Extractor 	Synergy CONSUME-IT™ Food & Organic Soil, Urine & Vomit Spots	Cover with damp towel or plastic and allow to set for 15-60 minutes.	Fill unit as directed by manufacturer and add 1oz/gal of Synergy CAPTURE™ .
	Synergy REMOVE-IT™ Ink, Tar, Oil or Grease Spots	Pre-Treating is Not Applicable	
	Synergy SOIL BREAK™ Blood & Body Fluid	Douse and extract repeatedly until all visible soil is clean then sanitize.	
Box or Self-Contained Extractor 	Synergy CONSUME-IT™ Food & Organic Soil, Urine & Vomit Spots	Fill pump sprayer as directed with water.	Fill unit as directed by manufacturer and add 1oz/gal of Synergy CAPTURE™ . Remember that with each pass you remove more soil and reduce detergent residue.
	Synergy REMOVE-IT™ Ink, Tar, Oil or Grease Spots	Add 1oz of Synergy SOIL BREAK™ for each gallon of water	
	Synergy SOIL BREAK™ Blood & Body Fluid	Apply to traffic lanes and agitate as possible with a brush.	
Low-Moisture or Bonnet Cleaning 	Synergy CONSUME-IT™ Food & Organic Soil, Urine & Vomit Spots	Fill pump sprayer as directed with water.	To clean with only 1-2 pads, prepare two wringer pails, one clear water, one with water plus 1oz/gal of Synergy CAPTURE™ . If a tank is available, add water and Synergy CAPTURE™ to tank to moisten pad as you clean. Flip pad often while cleaning and retire for rinsing and recharging as necessary.
	Synergy REMOVE-IT™ Ink, Tar, Oil or Grease Spots	Add 1oz of Synergy SOIL BREAK™ for each gallon of water	
	Synergy SOIL BREAK™ Blood & Body Fluid (extract fluids with spotter)	Apply to traffic lanes and agitate as possible with a brush.	
Single Solution CRB Cleaning 	Synergy CONSUME-IT™ Food & Organic Soil, Urine & Vomit Spots	Fill pump sprayer as directed with water.	Agitate treated carpet with Counter-Rotating Brush machine, moving in both directions. Allow carpet to dry. Vacuum any dry powder residue from carpet.
	Synergy REMOVE-IT™ Ink, Tar, Oil or Grease Spots	Add 1oz of Synergy SOIL BREAK™ for each gallon of water	
	Synergy SOIL BREAK™ Blood & Body Fluid (extract fluids with spotter)	Apply to traffic lanes and agitate as possible with a brush.	

For our truckmount cleaning program, please request the **ENVIRO™** Program page.

CLO₂ TABLET INSTRUCTIONS

TABLET SIZE	WATER VOLUME	RESULTING PPM	BEST APPLICATION
1 GRAM	32 OZ	100	Use for light cleaning with microfiber, or with 1 oz of Synergy SOIL BREAK™ for more aggressive cleaning applications.
4 GRAM	4 QUARTS	100	Mix at this concentration then add 1-2 oz of Synergy SOIL BREAK™ for treating carpets embedded with smoker's soot, tar and nicotine.
4 GRAM	2-3 QUARTS	125-150	Mix at this concentration then add 1-2 oz of Synergy SOIL BREAK™ for washing walls covered with smoker's soot, tar and nicotine.
20 GRAM	8 OZ	8454	PROFESSIONAL USE ONLY: To eliminate residual odors in small rooms and closets.
100 GRAM	64 OZ	5283	PROFESSIONAL USE ONLY: To remove residual odors from rooms of up to 300 ft ² .

PRODUCTION

Synergy Americas, Inc. - E: info@synergy-americas.com
www.synergy-americas.com

DISTRIBUTION

EnviroTizeSolutions, Inc. - E: info@envirotizetolutions.com
www.envirotizetolutions.com