



Hard Floor SOLUTIONS



**ONE SYSTEM - THREE PRODUCTS
EVERY HARD FLOOR**



There is now a tremendous variety of options from which a retail, institutional, commercial or residential builder or remodeler may choose for flooring materials; the selection of colors, patterns and degrees of durability are seemingly endless. One thing, though, rarely changes.

In order to meet the industry standards for initial slip coefficient, and the restraints of reasonable consumer costs, all floor substrates must have one of two characteristics: porosity or texture. Texture on floor substrates can make them nearly impossible to keep clean, and porosity means that if they are not well maintained, your floors will show traffic lanes, embedded soils and create breeding grounds for bacteria.

Our Synergy System for Hard Floorcare is designed to be versatile, allowing for some combination of the products to be used for a wide range of floor substrates:

- ◆ Vinyl Composite Tile
- ◆ Rubber Safety or Sports Flooring
- ◆ Luxury Vinyl Tile or Sheet Goods
- ◆ Terrazzo or Polished Concrete
- ◆ Unglazed Ceramic Tile with Grout
- ◆ Vinyl Plank Flooring

Be sure to read through this entire publication to gain a full familiarity with the products, the reasons for their inclusion/exclusion from a particular program and their application instructions.



EnviroSeal™ is not a coating, it is a deep-penetrating sealer and must always be applied in such a way as to leave the very least amount of surface film. This product may be applied by hand with a cloth, by microfiber flat mop or with an airless sprayer, so long as the solution is pushed into any pores and not allowed to build up on the surface.

Application Instructions:

- ◆ Sealing Odors & Stains on Walls & Trim - On a pre-cleaned and dry surface, spread and work **EnviroSeal™** into the wall or trim surfaces with microfiber cloths, mops or sponges. One coat should suffice. Allow to dry and cure (48 hours) before washing.
- ◆ Sealing Ceramic Tile & Grout - On a pre-cleaned and dry surface, apply a thin application of **EnviroSeal™** to new or restored tile & grout with a cloth, mop or sponge and watch the grout for a color change that indicates penetration. Wipe dry with a terry cloth.
- ◆ Luxury Vinyl Tile & Johnsonite Rubber - On a pre-cleaned and dry surface, apply **EnviroSeal™** with a microfiber flat mop. Do NOT allow any puddling on the surface.
- ◆ Vinyl Composite Tile & Bare Wood Floors - On a pre-cleaned and dry surface, spread and work **EnviroSeal™** into the substrate with a microfiber mop, drag bar or ¼" nap roller.



Our program must begin with a floor substrate that is completely free of previous finishes, detergent residues, oils and greases. If stripped, please rinse carefully and thoroughly, allowing the floor to completely dry ahead of sealing or coating.

To this clean surface, apply a very thin coat of **EnviroSeal™** with a flat finish or microfiber applicator. This should be applied so thin, that it is completely dry within 10 minutes. Please allow this coat to set and cure at least 30-45 minutes.

Once this is done, thin coats of **EnviroBuild™** may be applied. Coats should be clear when spread and dry within 20-30 minutes. The number of coats is completely dependent upon the depth of gloss desired. The final coat should be allowed to cure overnight, without traffic or cleaning.

Daily cleaning should employ 1-2oz/gallon of **EnviroShine™** with automated equipment or microfiber and high-speed burnishing with an aqua or natural (lite) floor pad is recommended as at least a weekly event.

We look forward to hearing of your new and amazing floor care success stories!



EnviroShine™ is not specifically a cleaner, and not specifically a coating. It is designed to improve gloss, improve slip-resistance and reduce soil retention all while you clean. For best results, **EnviroShine™** should always be used in programs that include the use of automatic scrubbers and high speed burnishers. Otherwise, we recommend using **Synergy BioClean Plus™** or **Synergy Capture™** for mopping applications.

Application Instructions:

- ◆ Automatic Scrubbing - On floors freshly sealed with EnviroSeal™, dilute **EnviroShine™** at a rate of 2-4oz per gallon, and use a brush, white or red poly pad, or on VCT, a 1500 grit diamond polishing pad. After 1-2 weeks, reduce the concentration to just 1oz per gallon.
- ◆ Burnish after scrubbing with a 2000-3000grit diamond or Hi-Speed Natural pad.
Traffic Lane Restoration - For the highest traffic lanes and areas, dilute (at 2-4oz/gal) and apply a thin application of **EnviroShine™** with a microfiber flat mop and allow to dry thoroughly before burnishing.
- ◆ Luxury Vinyl Tile & Johnsonite Rubber - Dilute **EnviroShine™** at 1oz/gal and clean floor with an automatic scrubber with a brush or white or red floor pad.





BIOCLEAN^{Plus}

ALL-PURPOSE
CLEANER

Synergy™ SB BioClean Plus is a highly concentrated, bio-enzymatic product for cleaning virtually any surface AND sub-surface substrate. Use on floors, bathroom fixtures, kitchen appliances, waste containers, tables, walls, inside and outside of vehicles, buses, trucks, and even as a concentrated, bug-eating windshield washing solution. Its applications are nearly endless.

Given its great versatility, **Synergy™ SB BioClean Plus** can be diluted from ¼ oz per quart (1 oz per gal) for mopping or glass cleaning, to 2 oz per quart (8 oz per gal) for kitchen degreasing.

With a powerful fortification of beneficial bacteria and digestive enzymes, odor is kept under control for hours and even days after use.

REMOVE-IT

There will certainly be times when you will say, "How did I ever live before REMOVE-IT™!"

REMOVE-IT™ quickly and effectively dissolves tar, gum, adhesive, oils, ink, and heavy concentrations of grease from virtually any hard or soft surface. With the pleasant fragrance of oranges and grapefruit, **REMOVE-IT™** can easily remove greasy road soil, tar, and pine pitch from carpets, upholstery or any hard surface. Powered with 8% all-natural d'limonene, it dissolves a wide range of the residue from adhesives, labels and decals. **REMOVE-IT™** is biodegradable and non-corrosive to metals and most hard surfaces.



SYNERGYTM ELIMINATE

Sometimes you have to get down to the bare tacks.



In floorcare, that means removing years of worn, damaged, and dirt-embedded floor finish in order to start your program all over again.

When that is exactly what you need to do, we offer **Synergy™ Eliminate**, a cold-water, emulsifying finish eliminator that can remove up to a dozen coats of waterbased acrylic and urethane finishes from VCT or other floor substrates. With a wide variety of potential dilution options, we guarantee that **Synergy™ Eliminate** will quickly become your favorite 'go-to' stripper. Comes in 4 Gal/Case and 5 Gal/Pail.








FLOOR SUBSTRATE

ISSUE

PRODUCT TO USE

APPLICATION INSTRUCTIONS

Please Note: With VCT, **Enviro-Build™** is optional, and if left out, gloss and build will be slightly less, come slowly and require more frequent burnishing - however, if left out, it will eliminate the need for stripping.

Vinyl Composite Tile (VCT)	VCT is generally composed of 70% clay, and is very porous. Sealing is essential, but the application of Enviro-Build™ will be left to your discretion and equipment.		To a clean, dry substrate, apply 1-2 very thin coats to fill the pores of the tile and prevent future soil contamination.
			Optional: Use over Enviro-Seal to create a deep, durable gloss with superior anti-slip properties and great reparability.
			Use as a daily cleaner, through an automatic scrubber, to build sheen, repair traffic lanes and prepare for burnishing - which is mandatory with this product.
Rubber Safety or Sports Flooring	With porosity equal to VCT, and designed for natural slip-resistance, this substrate is perfect for our program.		Rubber safety and sports flooring should never be stripped, therefore never coated with finish. Two thin coats of Enviro-Seal will seal the pores while protecting the SCOF.
			When used as a daily cleaner, especially through an automatic scrubber, these floors will maintain an almost permanently "new" appearance.
Luxury Vinyl Tile, Marmoleum & Vinyl Plank Flooring	These materials come with a fairly durable pre-applied finish, but will eventually show signs of wear in heavy traffic lanes.		Watch the floor carefully for signs of wear in the heaviest traffic lanes. Use Enviro-Seal as a limited and localized repair product.
			When used as a daily cleaner, especially through an automatic scrubber, these floors will maintain an almost permanently "new" appearance.

FLOOR SUBSTRATE

ISSUE

PRODUCT TO USE

APPLICATION INSTRUCTIONS

Please Note: With VCT, **Enviro-Build™** is optional, and if left out, gloss and build will be slightly less, come slowly and require more frequent burnishing - however, if left out, it will eliminate the need for stripping.

Polished Terrazzo & Honed/Polished Concrete	While generally considered to be impervious to wear and of the lowest cost in maintenance, stone floors are not indestructible. One can either spend it on the upkeep or on the restoration.		Watch the floor carefully for signs of wear in the heaviest traffic lanes. Use Enviro-Seal as a limited and localized repair product.
			When used as a daily cleaner, especially through an automatic scrubber, these floors will maintain an almost permanently "new" appearance.
Tile & Grouted Floors in Kitchens, Restrooms & Common Areas	Not all tiles, used on floors and walls are the same. Some are glazed, many come unglazed. Grout can be made with cement or varying degrees of epoxy resins. The more porous the material, the greater the need for our products.		Test your tile and grout for porosity simply by pouring clean water on the surface. If the water does not puddle, then when dry apply two thin coats of Enviro-Seal with microfiber.
			We do not generally recommend Enviro-Shine on these surfaces, due to the inability to autoscure or burnish. Instead, please try BioClean Plus (1oz/gallon) or Envirotab CIO2 (50ppm) as your daily cleaner.

Hard Floor SOLUTIONS



Synergy Americas, Inc.
E: info@synergy-americas.com
www.synergy-americas.com